

Report F3A World Cup 2016

The 2016 edition of the World Cup F3A is one where really no dramatic issues arise.

In total 15 competitions were on the calendar, all 15 competitions were counted.

After the 15 competitions there were 2 pilots on the first place with the same amount of points. The rules state that the number of counted competitions will be increased by one until a winner is decided. In this case it is Lassi Nurila who has a fourth results where Stefan Kaiser only had 3 results (taking into account the rule to only calculate one result per country).

Protests

In 2016 the World Cup jury panel consisted out of the following persons:

- Michael Ramel (GER)
- Peter Uhlig (GER)
- Tom Bloodworth (AUS)

No protests in any competition are known and also the World Cup Jury didn't receive any protest.

The Winner

The winner of the F3A World Cup 2016 is Lassi Nurila from Finland.

List of competitions considered

The following competitions were considered for the F3A World Cup 2016.

Event Name	Place	Date
2016 Australian Masters	Melbourne (Australia)	12 Mar to 14 Mar 2016
2016 Criterium International du Hainaut	Grandrieu (Belgium)	28 May to 29 May 2016
2016 F3A World Cup Feistritz/Gail	Feistritz / Gail (Austria)	04 Jun to 05 Jun 2016
2016 F3A Leiria World Cup	Leiria (Portugal)	04 Jun to 05 Jun 2016
2016 F3A World Cup - GBR	Ashford, Kent (UK)	10 Jun to 12 Jun 2016
47th Innviertler Wanderpokal	Schaerding (Austria)	11 Jun to 12 Jun 2016
2016 International West Coast Tournament F3A	St Macaire (France)	17 Jun to 19 Jun 2016
2016 South Moravian F3A Cup	Budkovice (Czech Rep.)	17 Jun to 19 Jun 2016
2016 World Cup RC-Club	Moscow (Russia)	24 Jun to 26 Jun 2016
9th World Cup Cerceda 2016	Cerceda (Spain)	24 Jun to 26 Jun 2016
5th F3A Lowland cup	Deelen (Netherlands)	25 Jun to 26 Jun 2016
50th Internationales Freundschaftsfliegen	Bendern (Liechtenstein)	02 Jul to 03 Jul 2016
2016 F3A World Cup San Marino - Memorial William	Torraccia (San Marino)	09 Jul to 10 Jul 2016

Terenzi		
2016 German F3A World Cup Hamburg	Kaltenkirchen (Germany)	16 Jul to 17 Jul 2016
2016 Coupe des Alpes - 43 Internationales F3A - Freundschaftsfliegen	Eglisau, Zürich (Switzerland)	03 Sep to 04 Sep 2016

Top 25 ranking

The Top 25 ranking is as listed below. A full overview is in the excel file in the end of this chapter.

Pos.	Competitor	Country	FAI License	Total
1	NURILA Lassi	FIN	FAI-10600	98
2	KAISER Stefan	LIE	FAI-81832	76
3	Bruckmann Gernot	AUT	FAI-43342	75
4	Trump Robin	GER	FAI-19402	72
5	MATTI Sandro	SUI	FAI-12245	70
6	van der Vecht Derk	NED	FAI-21407	66
7	PAYSANT LE ROUX Christophe	FRA	FAI-60449	54
8	Bruckner Nils	GER	FAI-29794	49
9	MAENDL Stefan	GER	FAI-19649	46
10	MATT Wolfgang	LIE	FAI-81828	45
10	Niklass Christian	GER	FAI-19769	45
12	Forster Robert	GER	FAI-29855	42
13	SCHUMACHER Reto	SUI	FAI-12117	39
14	Wultsch Björn	AUT	FAI-42894	38
15	BURBAUD Loïc	FRA	FAI-60116	37
15	RUBIN Marc	SUI	FAI-11707	37
17	Vavala Francesco	ITA	FAI-91700	36
17	Votava Jan	CZE	FAI-17144	36
19	HOYLAND Matt	GBR	FAI-29376	33
20	JUND Pirmin	SUI	FAI-12052	31
20	Mansell Adrian	GBR	FAI-66445	31
22	Bracht Andre	GER	FAI-29862	29
22	MISCOPAIN Fabien	FRA	FAI-71599	29
24	CARAYON Cédric	FRA	FAI-60287	28
24	Leonhard Elias	GER	FAI-65949	28
24	Zeiner Markus	AUT	FAI-44633	28



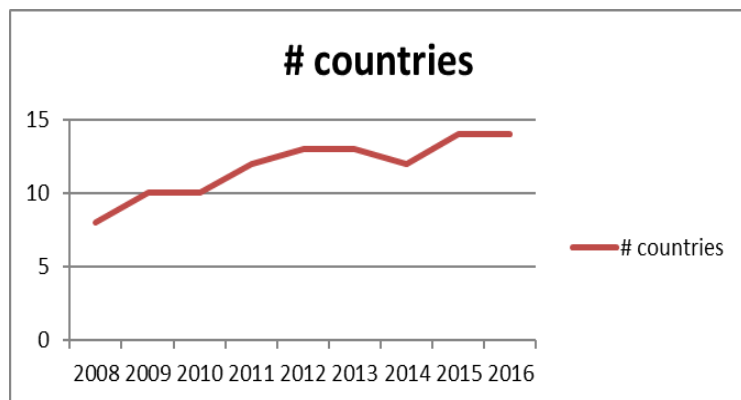
Final_Results_WC_F
3A_2016.xlsx

In the following file is the total ranking shown:

Statistics

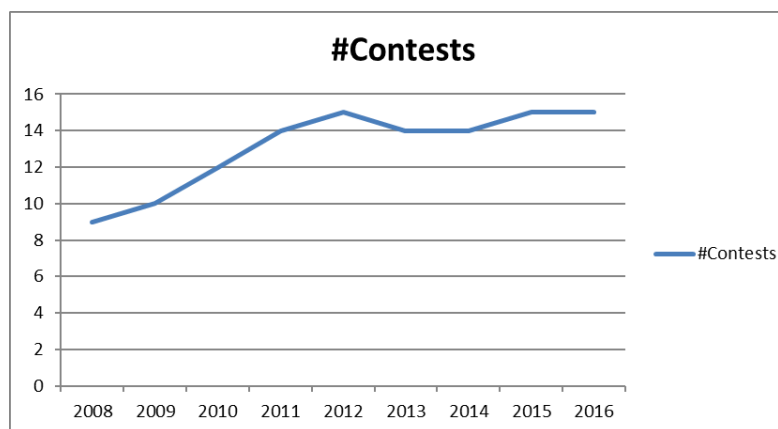
In this chapter you will find several statistics about the F3A World Cup.

Number of Organizing Countries



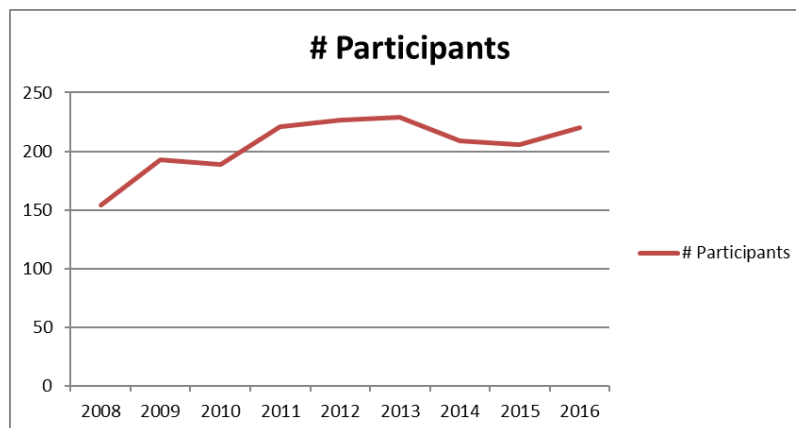
Year	# countries
2008	8
2009	10
2010	10
2011	12
2012	13
2013	13
2014	12
2015	14
2016	14

Number of Contests



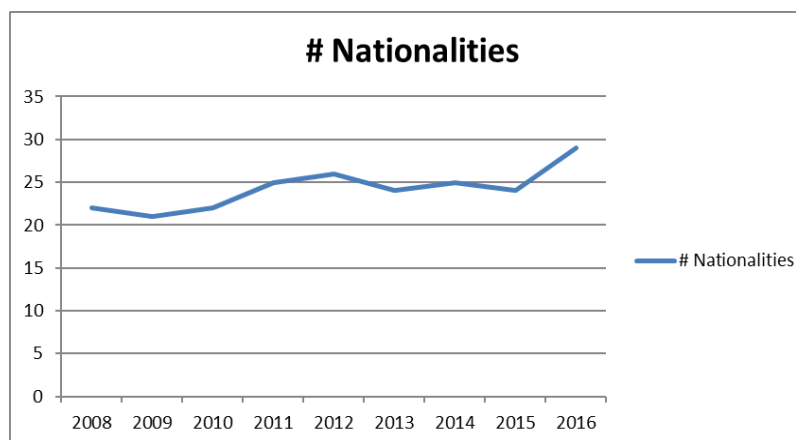
Year	# countries
2008	9
2009	10
2010	12
2011	14
2012	15
2013	14
2014	14
2015	15
2016	15

Number of participants



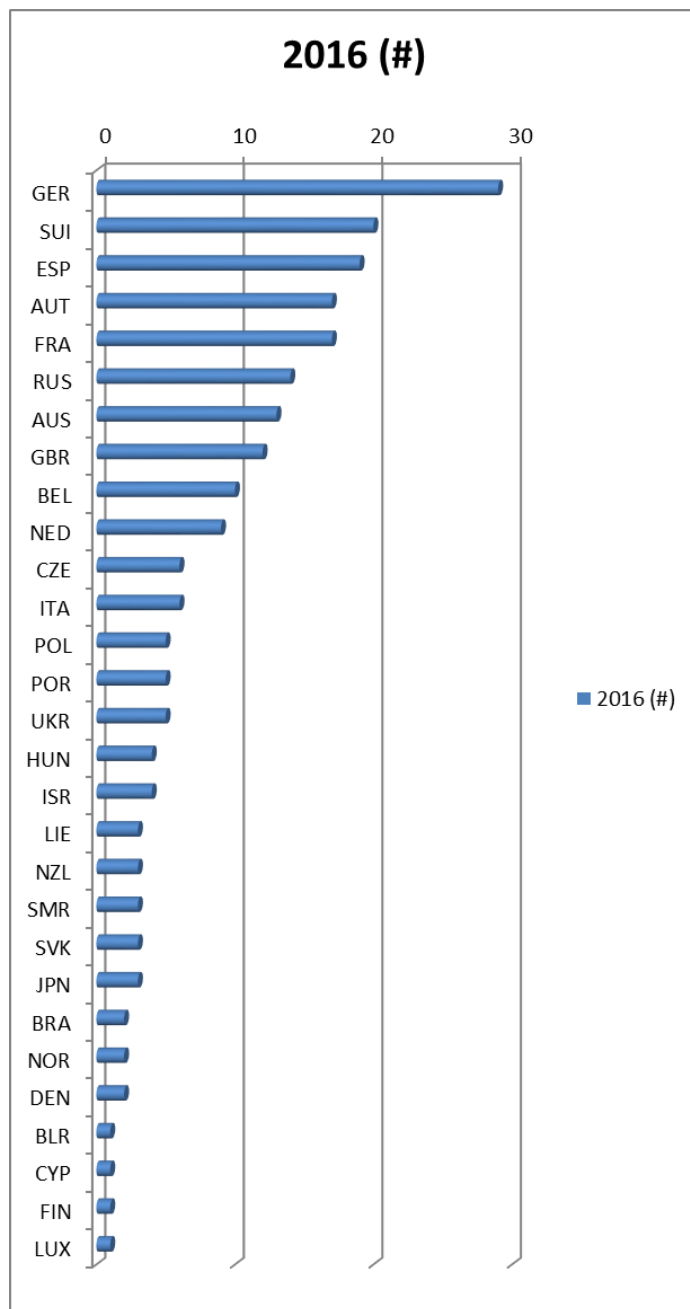
Year	# countries
2008	154
2009	193
2010	189
2011	221
2012	227
2013	229
2014	209
2015	206
2016	220

Number of Nationalities



Year	# countries
2008	22
2009	21
2010	22
2011	25
2012	26
2013	24
2014	25
2015	24
2016	29

Participants allocation per country



Country	2016 (#)	2015(#)	2014 (#)
GER	29	33	29
SUI	20	16	17
ESP	19	10	15
AUT	17	18	20
FRA	17	28	22
RUS	14	2	15
AUS	13	8	0
GBR	12	15	12
BEL	10	11	8
NED	9	7	10
CZE	6	8	2
ITA	6	12	14
POL	5	4	3
POR	5	10	6
UKR	5	6	8
HUN	4	4	4
ISR	4	2	1
LIE	3	2	2
NZL	3	1	0
SMR	3	2	2
SVK	3	3	0
JPN	3	0	0
BRA	2	0	0
NOR	2	0	0
DEN	2	0	0
BLR	1	1	3
CYP	1	0	1
FIN	1	1	2
LUX	1	2	0
IRL	0	0	1
KAZ	0	0	4
LTU	0	0	0
RSA	0	0	1
SLO	0	0	2

Number of competitions per participant

In the following table it is listed the number of pilots per participations.

# competitions	1	2	3	4	5	6
# pilots	131 (98)	52 (66)	20 (22)	10 (9)	4 (4)	3 (1)

Conclusion

The F3A World Cup 2016 (the 9th edition) was successful. The number of participants increased quite a bit. Interest seem high, but some competitions didn't receive the number of participants expected. This is caused also for a big part due to having multiple competitions at the same date. There are no rules to forbid this.

Bob Romijn

F3A World Cup Coordinator